

**Moyenne section
de maternelle**

- Réalisés par des professeurs des écoles expérimentés
- Conformes aux programmes de l'éducation nationale

TABLEAUX À DOUBLE ENTRÉE

- des tableaux à double entrée de 4 à 9 cases
- des exercices variés (tailles, couleurs, motifs, formes...)
- plusieurs niveaux de difficulté






TABLEAU A DOUBLE ENTREE MOYENNE SECTION

Ce fichier de 30 fiches a pour but d'entraîner les enfants à maîtriser le tableau à double entrée . Les variables sont nombreuses (formes, tailles, couleurs, motifs, personnages...), ce qui permet de s'assurer que les enfants comprennent bien le principe de l'exercice, quelles que soient les données. Les tableaux sont à 4, 6 ou 9 cases, avec des images de taille suffisantes pour être facilement découpées. Certains tableaux doivent être complétés par le dessin, avec des dessins très simples. Ces fiches peuvent servir aussi bien en classe entière, qu'en atelier ou comme évaluation.

Fichier créé par Anne-Marie Samoun webinstit.net

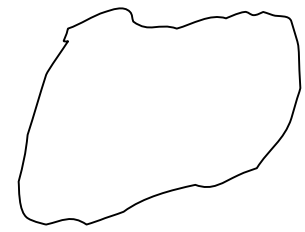
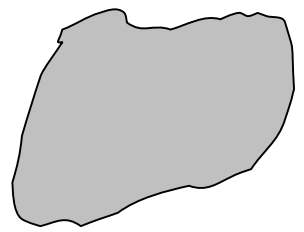
SOMMAIRE

- 1- Flocons, bonhomme de neige – couleurs - 4 cases
- 2- Dames –couleurs - 4 cases
- 3- Images à découper
- 4- Voitures –fille ou garçon - 4 cases
- 5- Personnages du monde –chiens - 4 cases
- 6- Images à découper
- 7- Hiboux - motifs - 6 cases
- 8- Clowns –chapeaux - 6 cases
- 9- Images à découper
- 10- Monstres - bouches et oreilles - 6 cases
- 11- Images à découper
- 12- Formes et motifs (à dessiner) - 4 cases
- 13- Soleil ou bonhomme- couleur (à dessiner) –6 cases
- 14- Fille ou garçon –jouets –6 cases
- 15- Fruits –6 cases


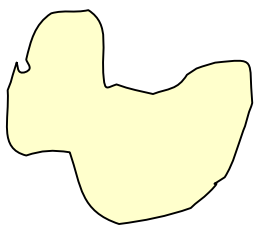
- 16- Images à découper
- 17- Dessins géométriques- quantités (à dessiner) –4 cases
- 18- Croisement de dessins- 4 cases
- 19- Dinosaures –tailles - 9 cases
- 20- Images à découper
- 21- Animaux-couleurs - 9 cases
- 22- Animaux- quantités - 9 cases
- 23- Images à découper
- 24- Chats-motifs - 9 cases
- 25- Images à découper
- 26- Formes géométriques pour former des maisons - 9 cases
- 27- Chats : rechercher les critères du tableau - 9 cases
- 28- Images à découper
- 29- Poules et poussins - 9 cases
- 30- Images à découper

Fichier sous licence Creative Commons 4.0, avec les clauses BY,NC,SA
Toute utilisation commerciale est interdite.
Pour plus d'infos, consulter <https://webinstit.net/telechargements.html>


Complète en collant les étiquettes dans les bonnes cases.



Complète en collant les étiquettes dans les bonnes cases.






Images de la fiche 2 à découper.





Images de la fiche 1 à découper.



Complète en collant les étiquettes dans les bonnes cases.




Complète en collant les étiquettes dans les bonnes cases.















Images de la fiche 5 à découper.

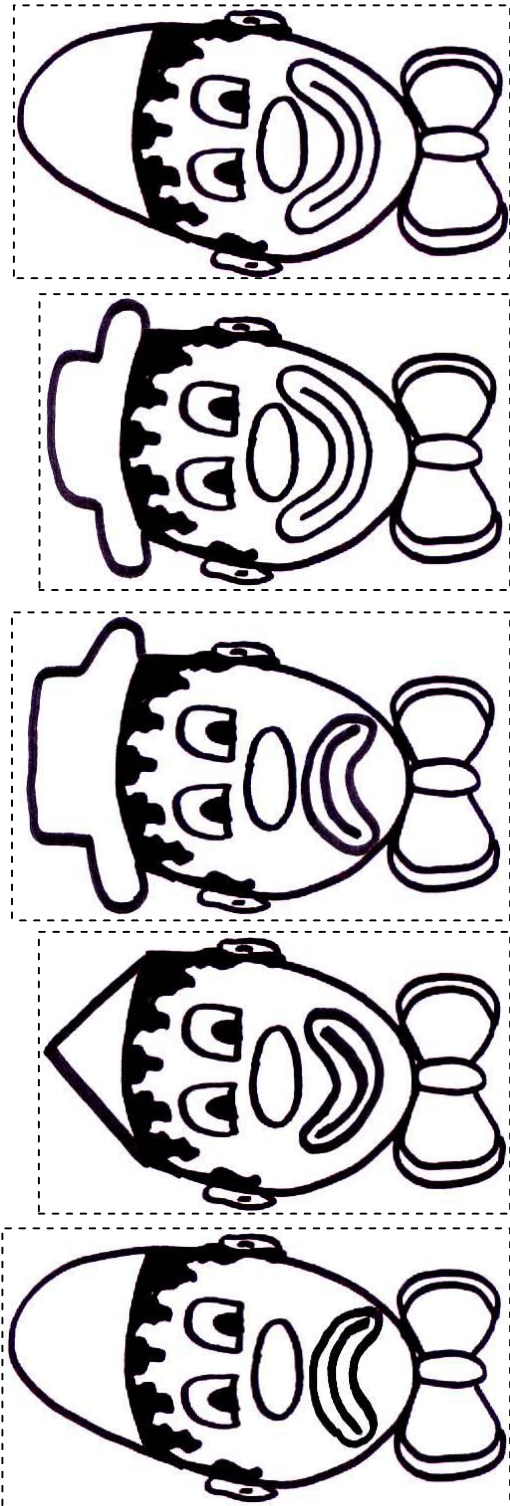


Images de la fiche 4 à découper.



Complète en collant les étiquettes dans les bonnes cases.



<p>Complète en collant les étiquettes dans les bonnes cases.</p>			
			
			














Images de la fiche 8 à découper.



Images de la fiche 7 à découper.





Complète en collant les étiquettes dans les bonnes cases.






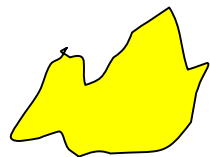


Images de la fiche 10 à découper.




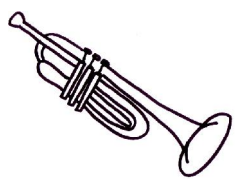

Complète le
tableau en
dessinant.






Complète le tableau en dessinant.






Complète en collant les étiquettes dans les bonnes cases.







Complète en collant les étiquettes dans les bonnes cases.





Images de la fiche 15 à découper.

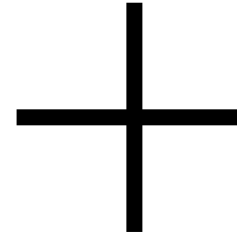




Images de la fiche 14 à découper.

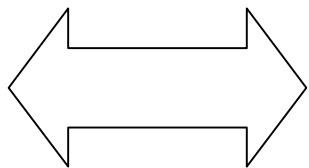
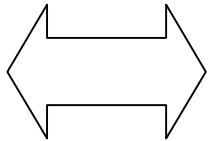
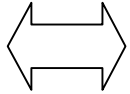


Complète le tableau en dessinant les quantités d'objets demandées.










	I	O	X
2			
3			

Complète en collant les étiquettes dans les bonnes cases.







Complète en collant
les étiquettes dans les
bonnes cases.






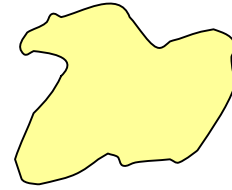
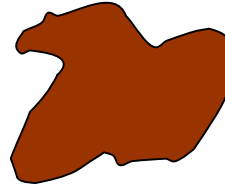
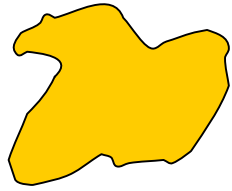


Images de la fiche 19 à découper.








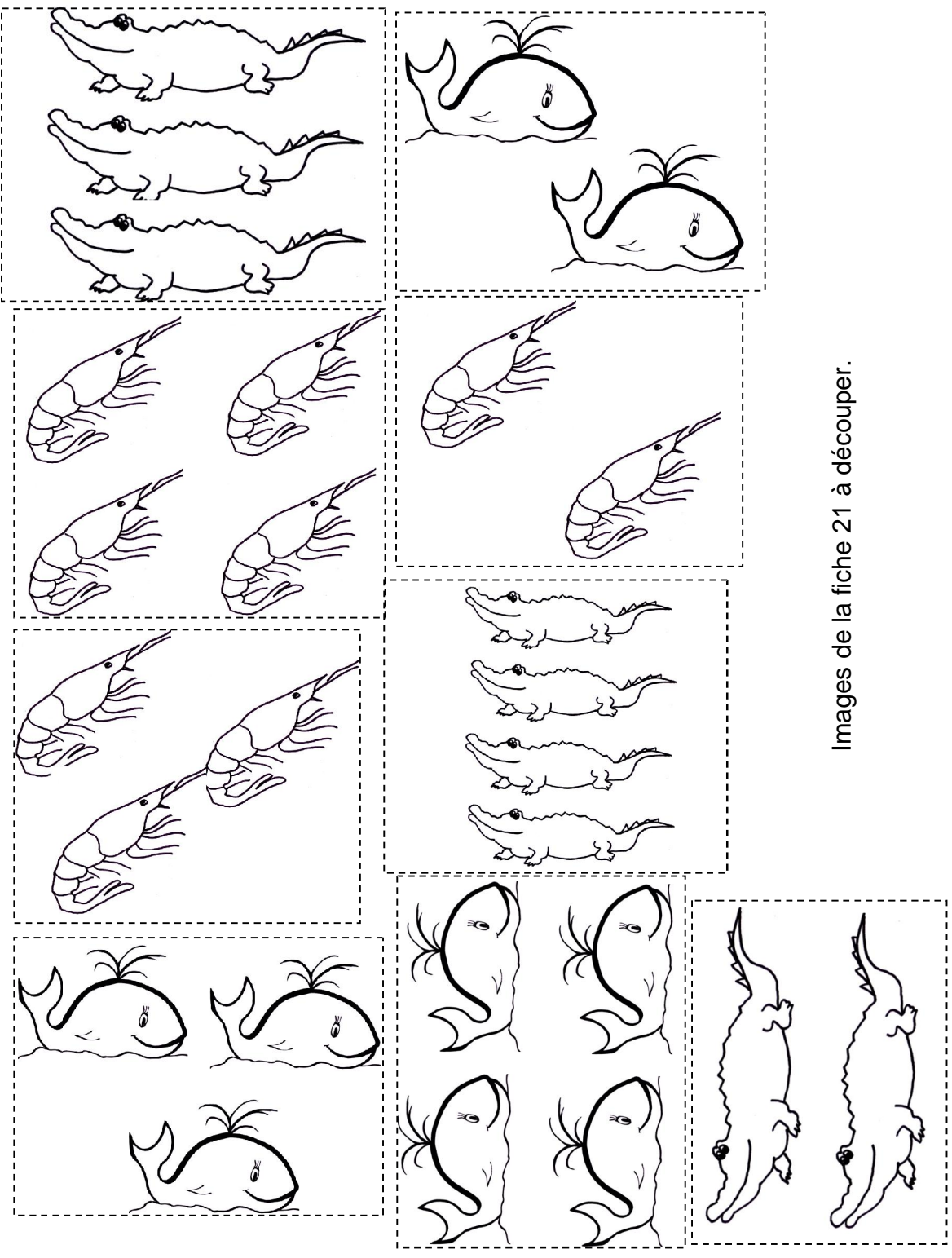
Images de la fiche 18 à découper.

Complète en collant les étiquettes dans les bonnes cases.




Complète en collant les étiquettes dans les bonnes cases.





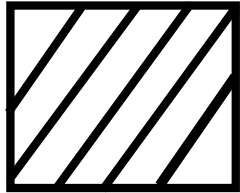














Images de la fiche 21 à découper.



Images de la fiche 22 à découper.

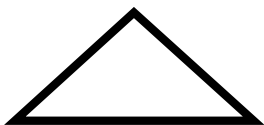

Complète en collant
les étiquettes dans
les bonnes cases.







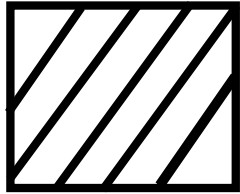




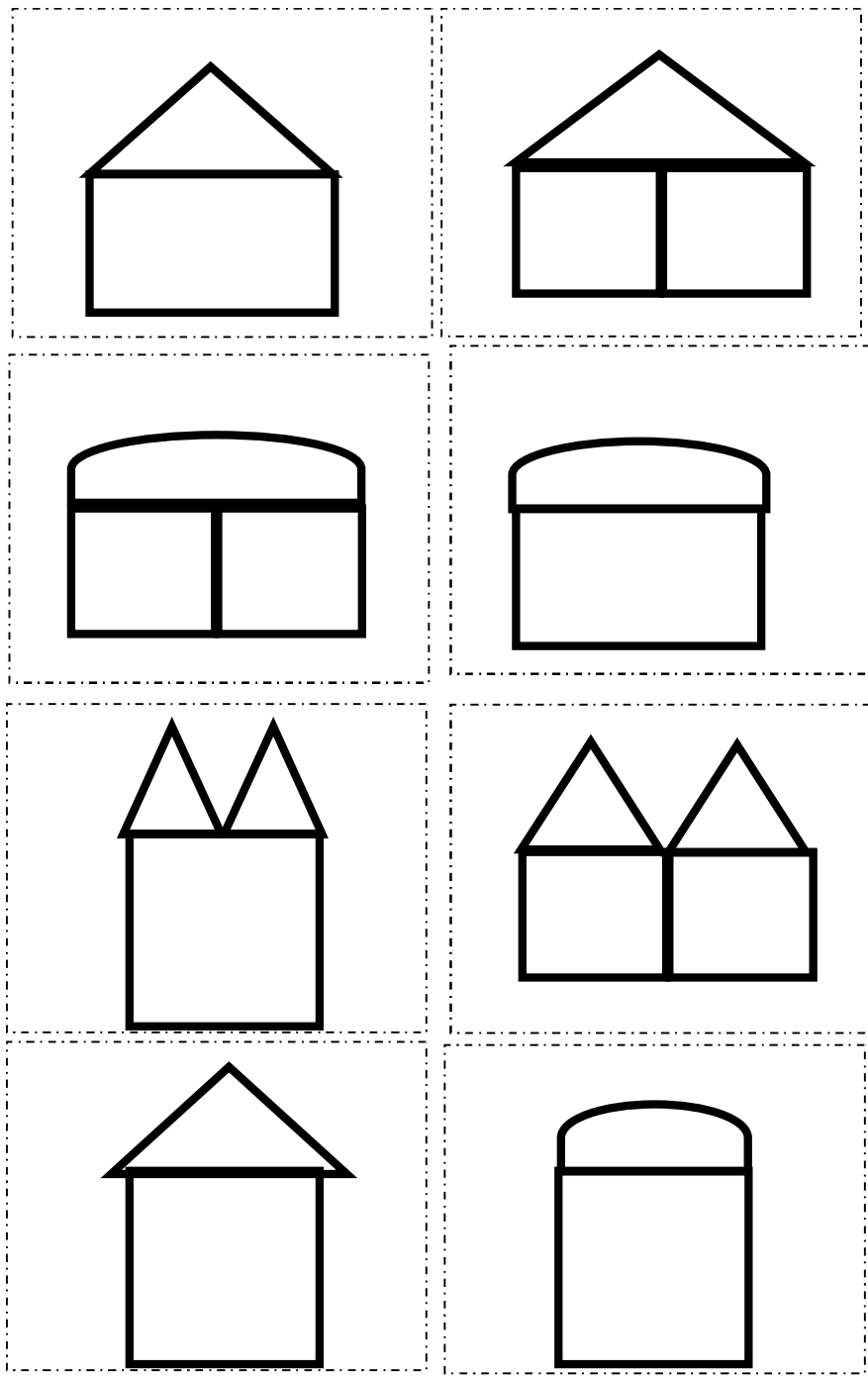
Images de la fiche 24 à découper.

Complète en collant
les étiquettes dans
les bonnes cases.


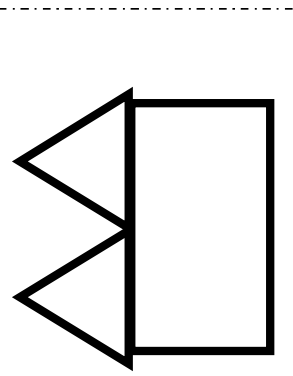


Complète en collant
les étiquettes dans
les bonnes cases.

















Images de la fiche 26 à découper.



Images de la fiche 27 à découper.

Complète en collant
les étiquettes dans les
bonnes cases.





Images de la fiche 29 à découper.